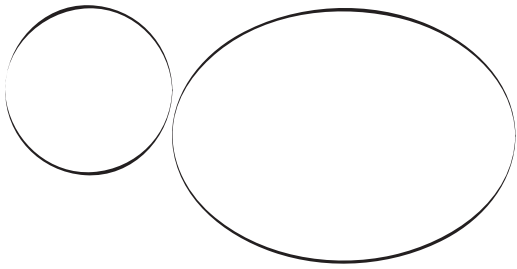
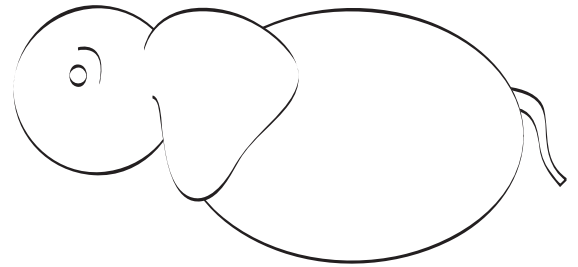



HOW TO DRAW AN ELEPHANT




1. Start with a circle and a big oval.



2. Add an eye. Draw a big ear. Add a tail.



3. Draw the elephant's trunk and mouth. Add two sturdy legs. Finish the tail.



4. Draw two more legs. Add a pair of tusks.

5. To finish the drawing, erase extra lines. Add shading and your elephant is done.

